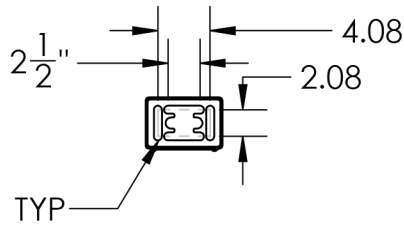

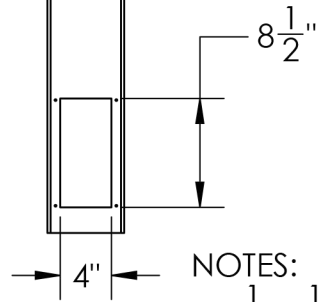
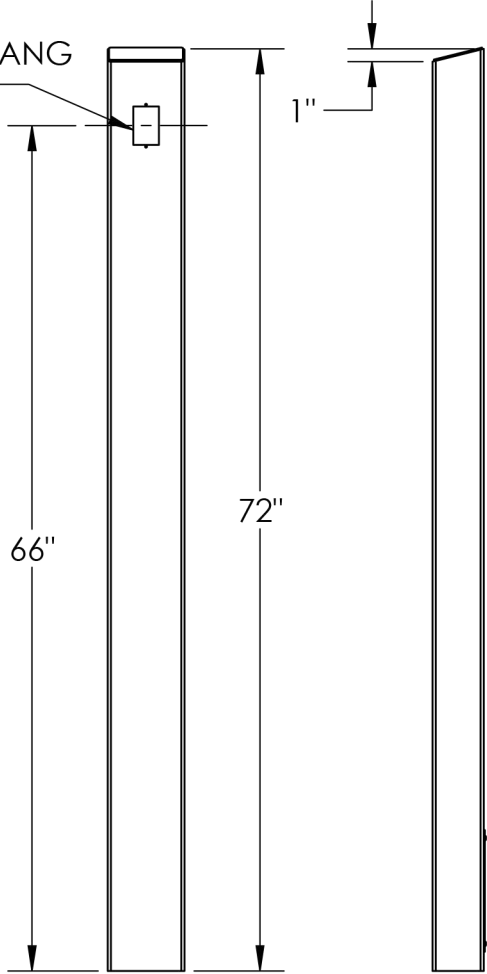


SINGLE GANG
CUTOUT



NOTES:

1. 1/2" ϕ MOUNTING HARDWARE IS RECOMMENDED FOR 5X5 BASEPLATE AND STAINLESS TOWER MODELS. L-BOLT-500, STUD-ANCHOR-500.
2. 5/8" ϕ MOUNTING HARDWARE IS RECOMMENDED FOR 8X8 BASEPLATE, 12X12 BASEPLATE, AND BOLLARD STYLE BASEPLATE MODELS. L-BOLT-625, STUD-ANCHOR-625.
3. MATERIAL OF CONSTRUCTION IS 304SS BRUSHED #4 FINISH.



www.intercomsonline.com

UNLESS OTHERWISE SPECIFIED:

DIMENSIONS ARE IN INCHES
TOLERANCES:
FRACTIONAL $\pm 1/32$
ANGULAR: $\pm 2^\circ$
TWO PLACE DECIMAL ± 0.010
THREE PLACE DECIMAL ± 0.005

INTERPRET GEOMETRIC
TOLERANCING PER:
ASME Y14.5 -2009

NAME DATE

DRAWN
CHECKED

TITLE:

INSTALLATION

Tuesday, October 23,
2018 12:52:42 PM

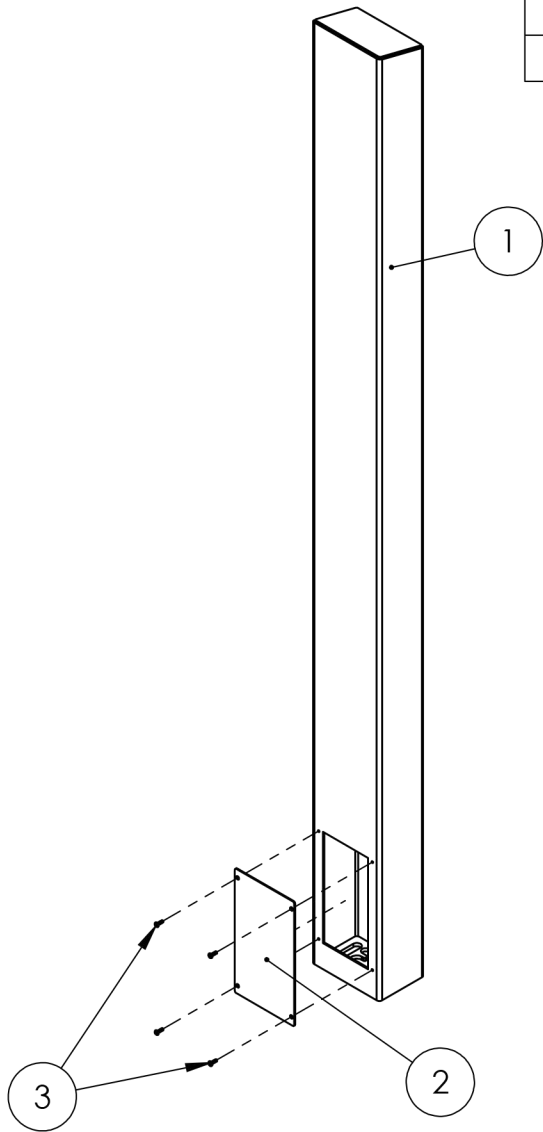
Product Number: PD1037

WEIGHT:

NO SCALE

SHEET 1 OF 7

ITEM NO.	PART NUMBER	DESCRIPTION	QTY.
1	ADA-SS-TWR-72x4x6	304SS 72" BODY	1
2	ACCESS COVER 6	304SS STND 4X8.5 ACCESS COVER	1
3	--	8-32X5/8 SS BUTTON HEAD SCREW	4



NOTES:

1. SEE STANDARD PREPARATION AND COATING INSTRUCTIONS FOR COATING PROCEDURE AND COLOR
2. SEE STANDARD PACKAGING INSTRUCTIONS FOR PACKAGING PROCEDURE

UNLESS OTHERWISE SPECIFIED: DIMENSIONS ARE IN INCHES TOLERANCES: FRACTIONAL $\pm 1/32$ ANGULAR: $\pm 2^\circ$ TWO PLACE DECIMAL ± 0.010 THREE PLACE DECIMAL ± 0.005 INTERPRET GEOMETRIC TOLERANCING PER: ASME Y14.5 -2009		NAME	DATE	TITLE:
	DRAWN			ASSEMBLY
	CHECKED			Tuesday, October 23, 2018 12:52:42 PM
				WEIGHT:
				SHEET 2 OF 7