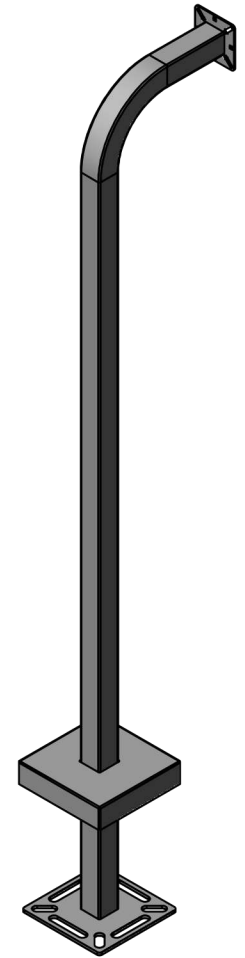
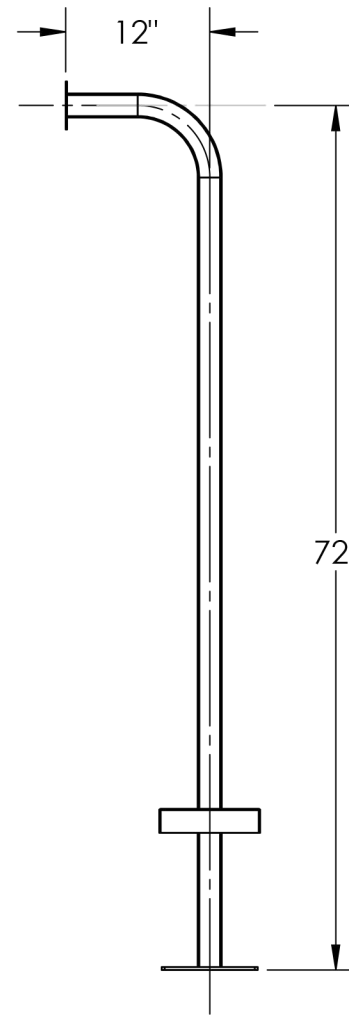


DETAIL A



NOTES:

1. 1/2" Ø MOUNTING HARDWARE IS RECOMMENDED. L-BOLT-500, STUD-ANCHOR-500.
2. 5/8" Ø MOUNTING HARDWARE IS RECOMMENDED FOR INSTALLATIONS OVER 72". L-BOLT-625, STUD-ANCHOR-625.



www.intercomsonline.com

UNLESS OTHERWISE SPECIFIED:

DIMENSIONS ARE IN INCHES
 TOLERANCES:
 FRACTIONAL ± 1/32
 ANGULAR: ± 2°
 TWO PLACE DECIMAL ± 0.010
 THREE PLACE DECIMAL ± 0.005

INTERPRET GEOMETRIC
 TOLERANCING PER:
 ASME Y14.5 -2009

NAME	DATE
DRAWN	
CHECKED	

TITLE:

INSTALLATION

Thursday, October 25,
 2018 2:57:46 PM

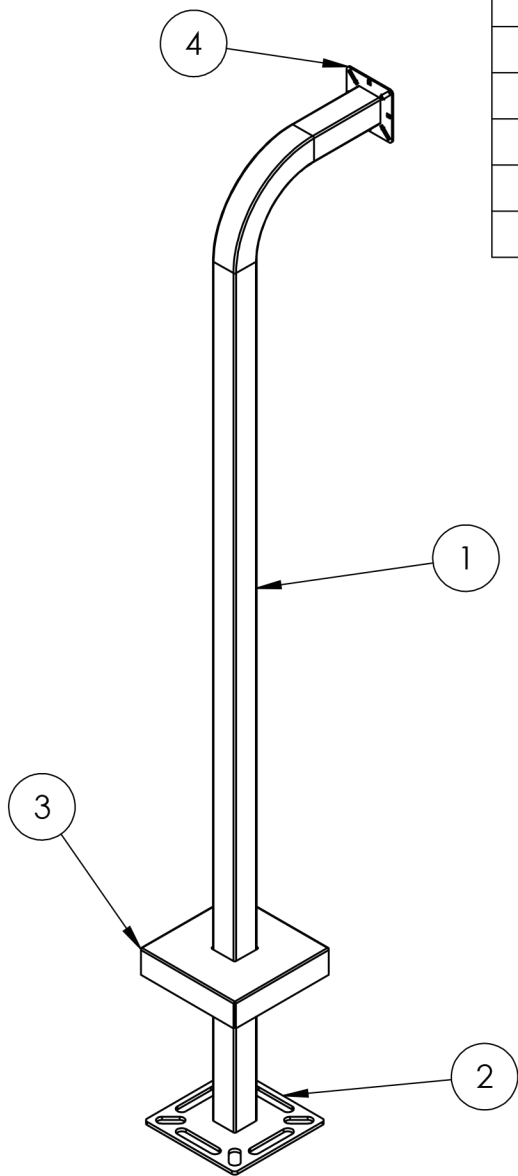
WEIGHT:

NO SCALE

SHEET 1 OF 3

REV
A

ITEM NO.	PART NUMBER	DESCRIPTION	QTY.
1	72-9C-S	2x2 STEEL TUBE	1
2	BASE PLATE 8 181	8" STANDARD BASE PLATE	1
3	COVER PLATE 8 2125	8" STANDARD COVER PLATE	1
4	FACE PLATE 4	4" STANDARD FACE PLATE	1
5	--	1/4-20 X .50 ZINC PL CARRIAGE BOLT	4
6	--	1/4-20 ZINC PL HEX NUT	4



NOTES:

1. BUTT WELDED SECTIONS ARE NOT ALLOWED, EACH SECTION OF TUBE MUST BE FROM CONTINUOUS STOCK.
2. ALL WELDS ARE TO BE CONTINUOUS FILLET WELDS UNLESS NOTED OTHERWISE.
3. SEE STANDARD PREPARATION AND COATING INSTRUCTIONS FOR COATING PROCEDURE AND COLOR.
4. FASTENERS ARE TO BE BAGGED AND SHIPPED WITH PEDESTAL.
5. SEE STANDARD PACKAGING INSTUCTIONS FOR PACKAGING PROCEDURE.

UNLESS OTHERWISE SPECIFIED:

DIMENSIONS ARE IN INCHES
TOLERANCES:
FRACTIONAL $\pm 1/32$
ANGULAR: $\pm 2^\circ$
TWO PLACE DECIMAL ± 0.010
THREE PLACE DECIMAL ± 0.005

INTERPRET GEOMETRIC
TOLERANCING PER:
ASME Y14.5 -2009

NAME DATE

TITLE:

ASSEMBLY

Thursday, October 25,
2018 2:57:46 PM

WEIGHT:

NO SCALE

SHEET 2 OF 3